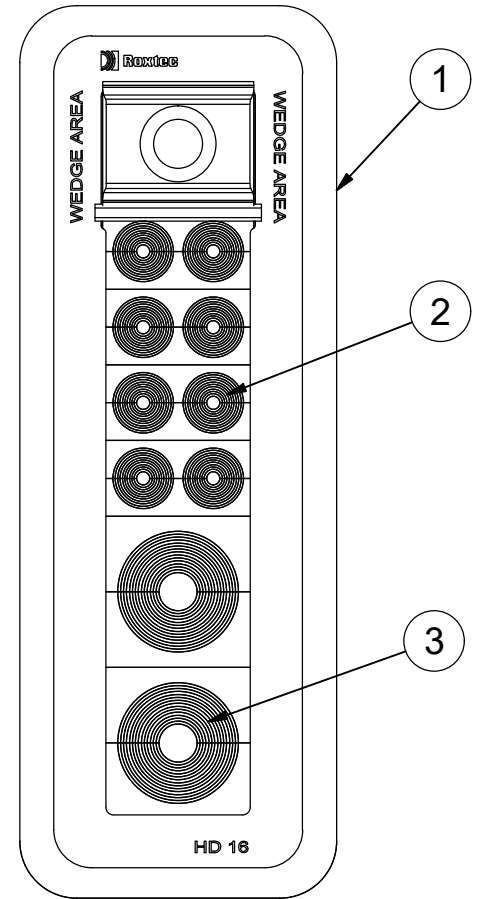
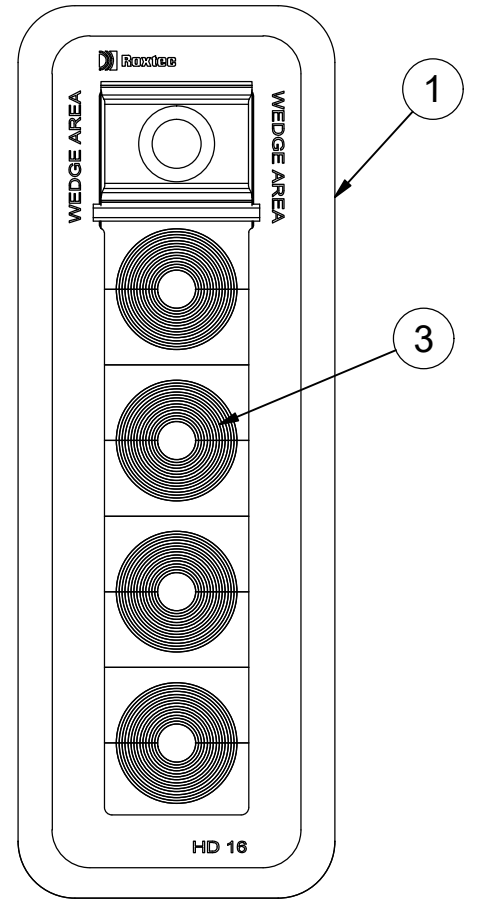


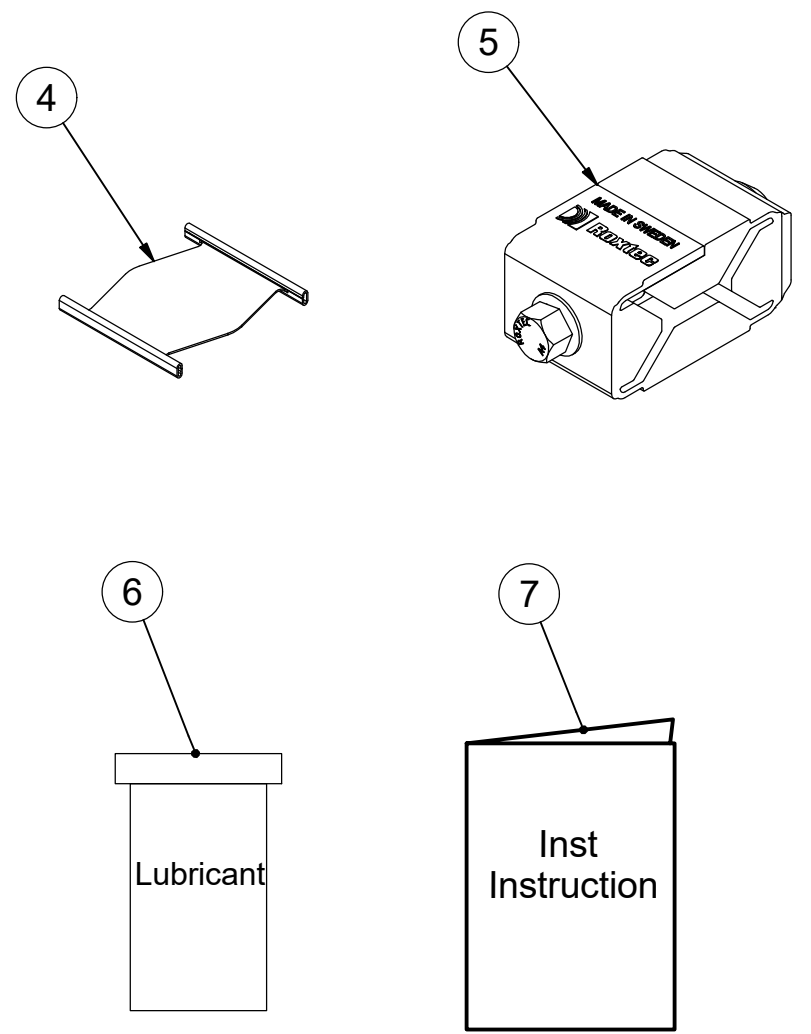
HD 16/16	
PCS	ITEMS
8	HD 20w40
1	STAYPLATE



HD 16/10	
PCS	ITEMS
2	HD 40 10-32
4	HD 20w40
1	STAYPLATE



HD 16/4	
PCS	ITEMS
4	HD 40 10-32
1	STAYPLATE



D

7	1	INSTALLATION INSTRUCTION		
6	1	LUBRICANT	25 ML	
4	1	C WEDGE HD	AISI 316L	
3	-	STAYPLATE 40 HD	AISI 316L, t=0,5mm	
3	-	HD 40 10-32	RANGE \varnothing 0+9.5-31.5	
2	-	HD 20w40	RANGE \varnothing 0+3.5-15.5	
1	1	HD 16 FRAME ASSEMBLY	S1541524	

ITEM	QTY	Designation	Specification				Weight	
General tolerance:		Welded details:	Designed by/date	Latest save date	Format	Scale	Sheet no	TotWeight
ISO 2768-1/2-m/K		EN ISO 5817-B	se-robgus	2019-06-18	2021-06-18	A3	1 / 1	N/A
EN ISO 13920-BF		EN ISO 10042-B						
		General surface roughness:	Title		Projection method		Rev	
		Ra 12.5	HD 16 KITS				D	
			Restricted due to		Drawing number			
			www.roxtec.com		S1545045			
			Information drawing					

D	RANGES CORRECTED.	2021-06-15	se-robgus
Rev	Type of revision	Date	Sign