

烙克赛克保留所有权利。未经授权严禁复制，使用以及向第三方泄露。

All rights reserved. Unauthorized reproduction, use or disclosure to third parties is strictly forbidden.

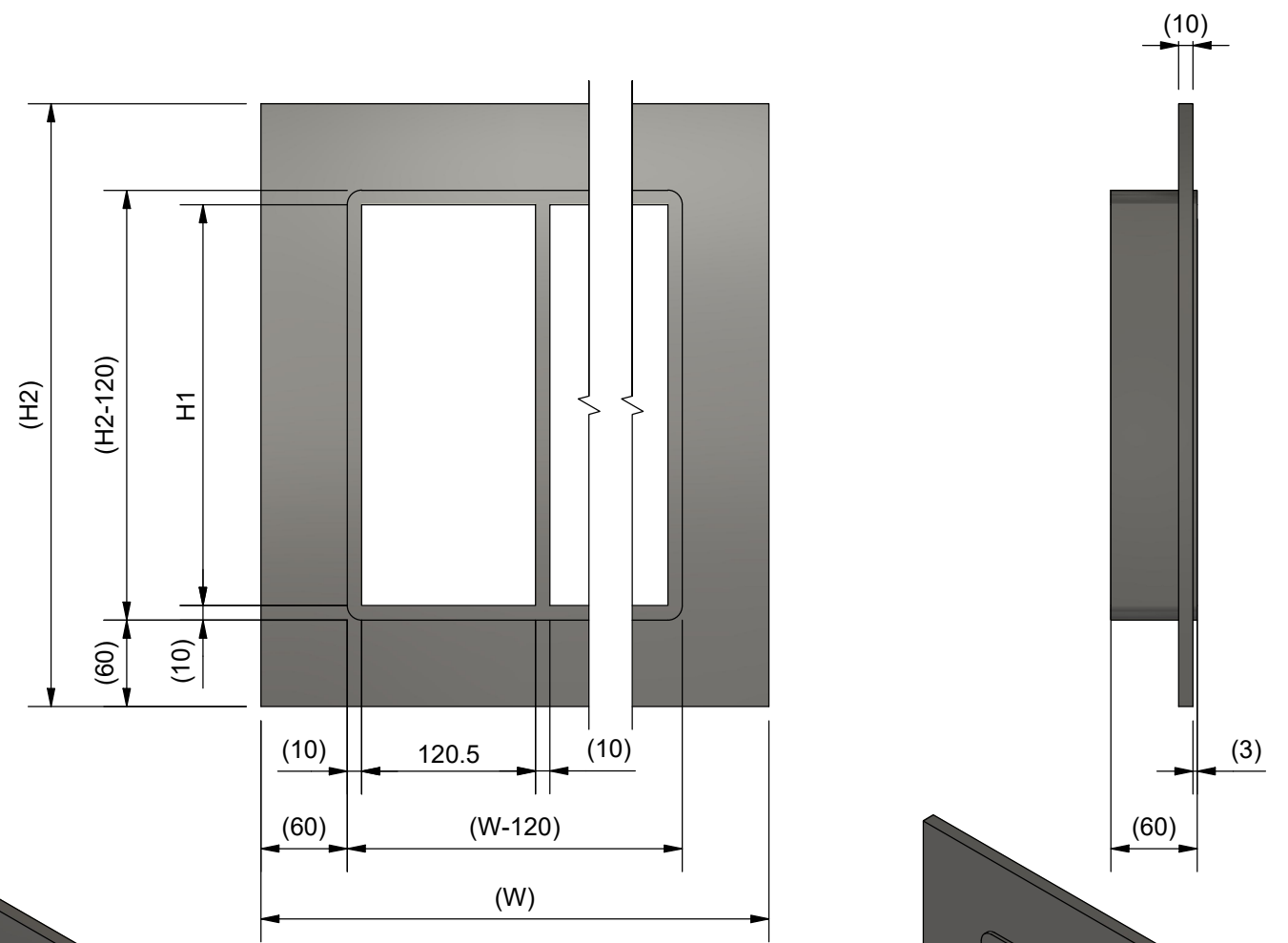
Rev 3.1

TYPE	H1 [mm]	H2 [mm]
SF 2xN	101	241
SF 4xN	159.5	299.5
SF 6xN	218	358
SF 8xN	278	418


N	W [mm]
x1	260.5
x2	391
x3	521.5
x4	652
x5	782.5
x6	913
x7	1043.5
x8	1174
x9	1304.5
x10	1435

N: FRAME OPENINGS/ROW


MATERIAL ACID PROOF STAINLESS STEEL  
MATERIAL MILD STEEL  
PRIMED ( TRANSPORT PROTECTION )



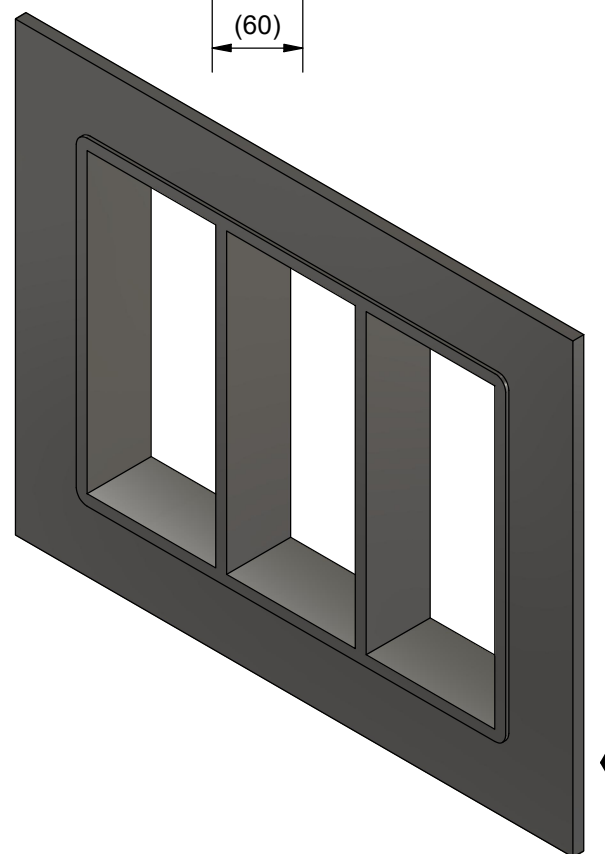
SF 8x1  
N=1




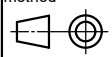
SF 8x2  
N=2



SF 8x3  
N=3



A	LAYOUT CHANGED	2024-08-23	se-marfre
Rev	Type of revision	Date	Sign

General tolerances used for manufacturing shown in document DOC-002180		Designed by/date se-marprz 2009-03-11	Latest save date 2024-10-08	Format A3	Scale	Sheet no 1 / 1	TotWeight
 <b>Roxtec</b> www.roxtec.com		Title SF...W EX FRAME SINGLE AND COMBINATION FRAME			Projection method 		Rev A
		Restricted due to Information drawing			Drawing number S1016668		

Information drawings show general design and nominal dimensions if not else stated