

烙克赛克保留所有权利。未经授权严禁复制，使用以及向第三方泄露。

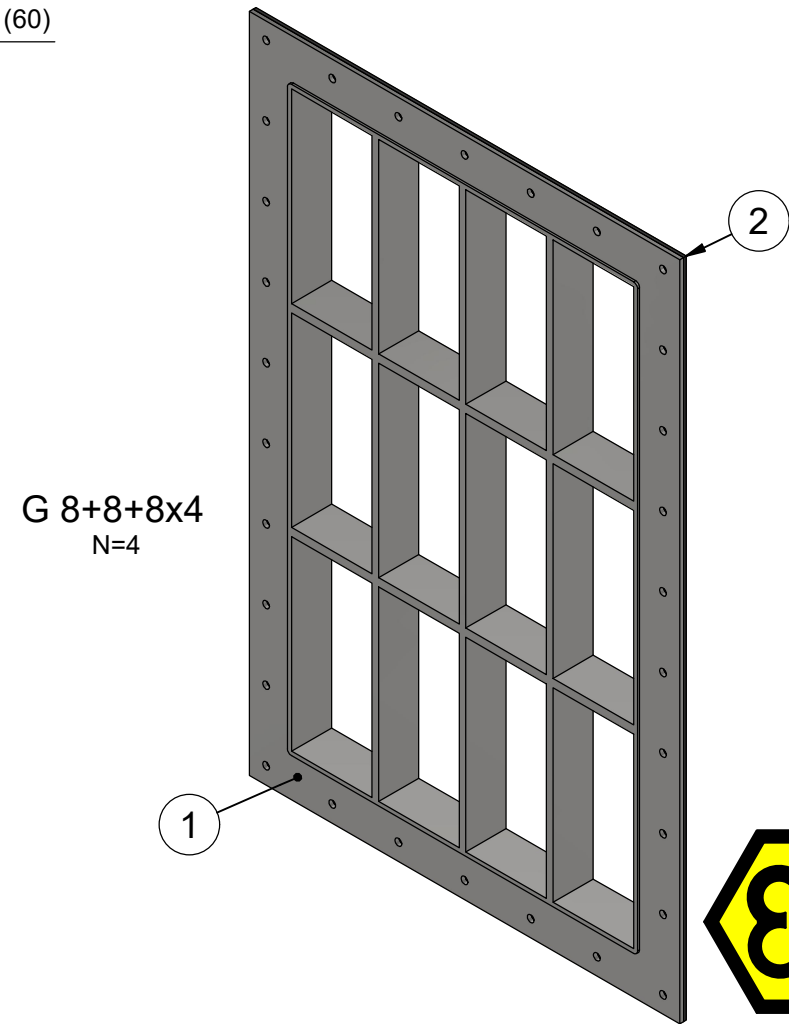
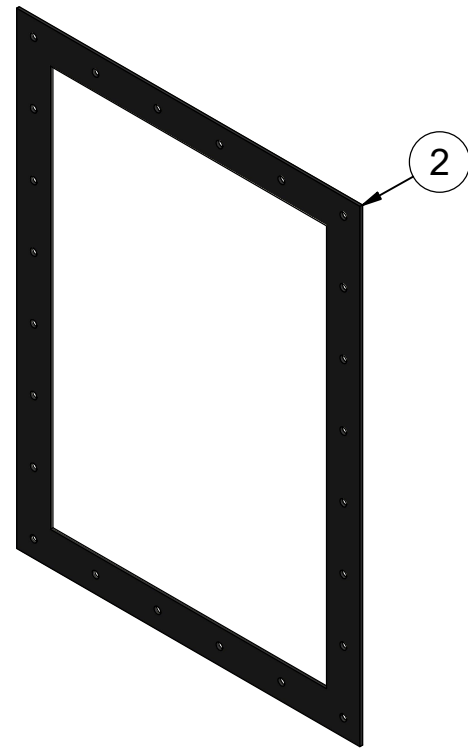
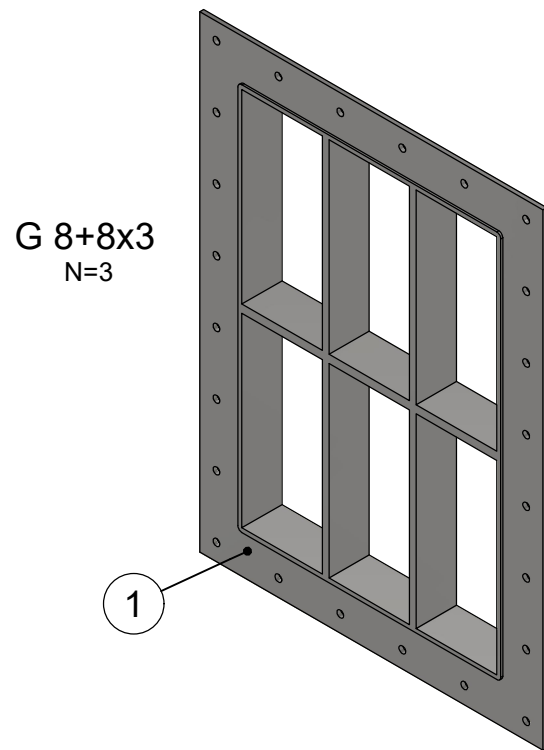
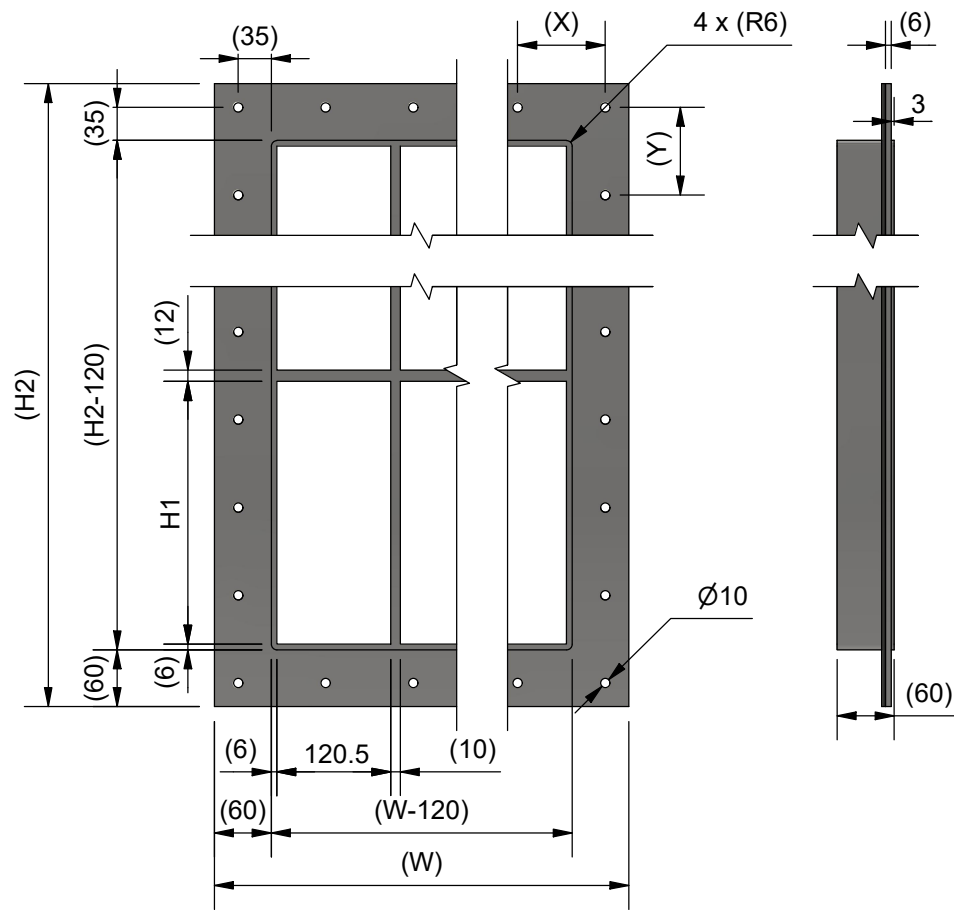
All rights reserved. Unauthorized reproduction, use or disclosure to third parties is strictly forbidden.

Rev 3.1

TYPE	ROWS [QTY]	H1 [mm]	H2 [mm]	Y [mm]	VERTICAL HOLES [QTY]
G 2+2xN	2	101	346	98.7	4
G 4+4xN	2	159.5	463	103.3	5
G 6+6xN	2	218	580	106	6
G 8+8xN	2	278	700	92.9	8
G 2+2+2xN	3	101	459	102.3	5
G 4+4+4xN	3	159.5	634.5	97.4	7
G 6+6+6xN	3	218	810	95	9
G 8+8+8xN	3	278	990	104.4	10

N [QTY]	W [mm]	X [mm]	HORIZONTAL HOLES [QTY]
x2	383	111	4
x3	513.5	92.7	6
x4	644	99	7
x5	774.5	103.5	8
x6	905	95	10
x7	1035.5	98.6	11
x8	1166	101.5	12
x9	1296.5	103.9	13
x10	1427	98.4	15

N: FRAME OPENINGS/ROW



2	1	GASKET						
1	1	FRAME						
ITEM	QTY	Designation	Specification				Weight	
General tolerances used for manufacturing shown in document DOC-002180		Designed by/date se-marprz 2009-03-06	Latest save date 2024-08-21	Format A3	Scale	Sheet no 1 / 1	TotWeight	
		Title G...B EX FRAME +COMBINATION FRAME				Projection method 		
www.roxtec.com		Restricted due to Information drawing			Drawing number S1016552		Rev B	

B	LAYOUT CHANGED	2024-08-13	se-marfre
Rev	Type of revision	Date	Sign

Information drawings show general design and nominal dimensions if not else stated