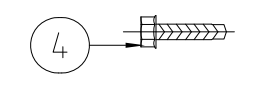
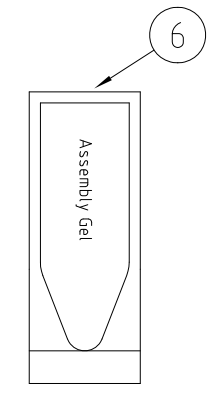
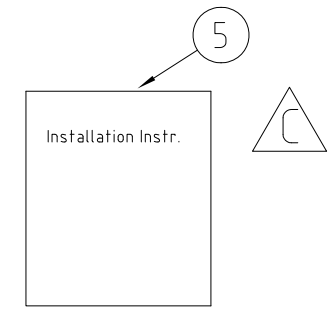
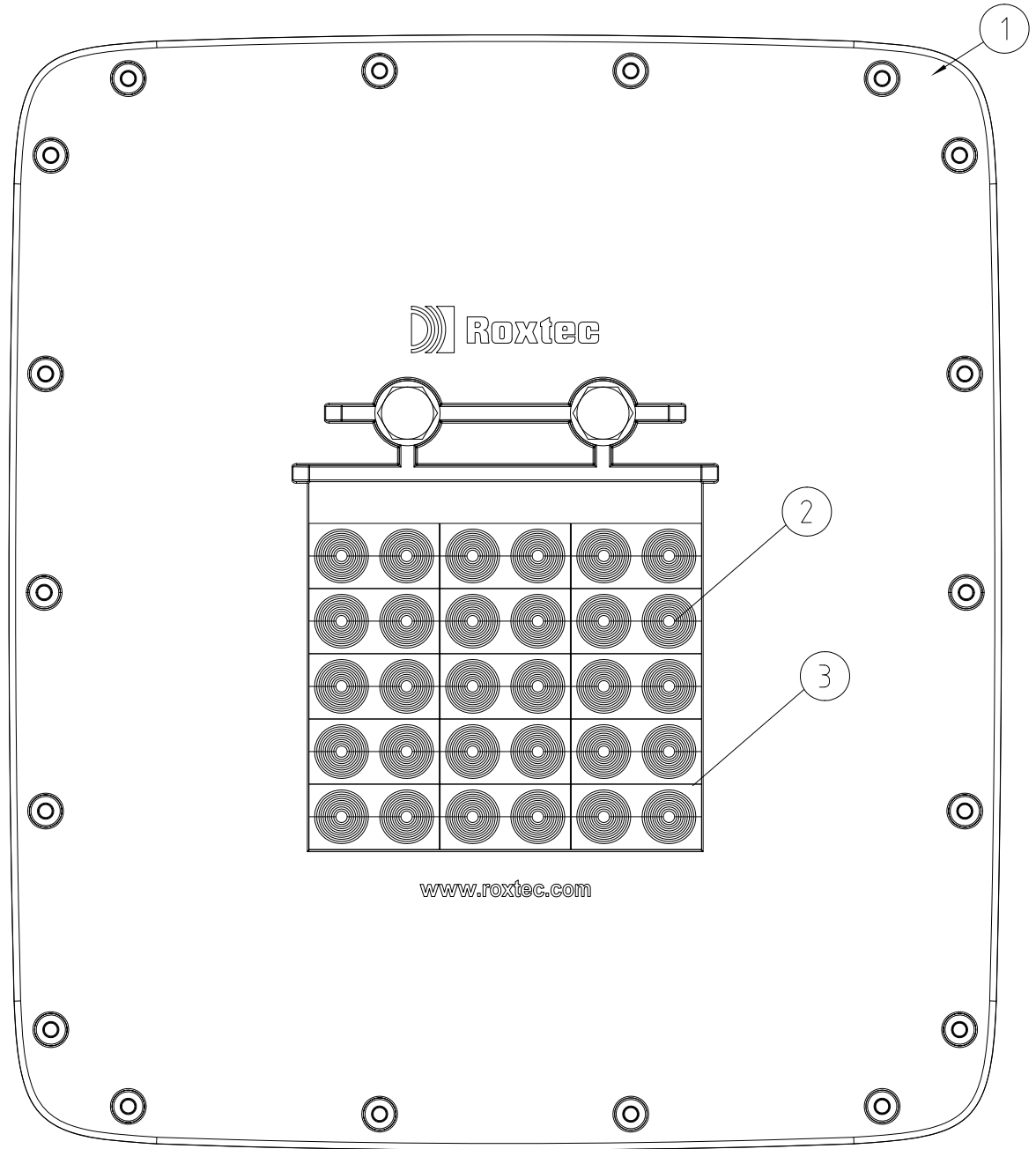


洛克赛克保留所有权利。未经授权严禁复制，  
使用以及向第三方泄漏。

All rights reserved. Unauthorized reproduction, use  
or disclosure to third parties is strictly forbidden.



6	1	ASSEMBLY GEL		-
5	1	INSTALLATION INST.		-
4	18	SCREW	ST 4,8X19 Z-NI	-
3	4	STAYPLATE	Galv	-
2	15	RM 20W40	∅ 0+3,5-16,5	-
1	-	FRAME	COMSHELT S	-

Item	Qty	Designation	Specification	Net Weight
General tolerance		Designed by		Total Weight
ISO 2768-1/2-m/K		se-ulfmal		
EN ISO 13920-BF		Created Date		Projection method
Welded details		2008-10-07		
EN ISO 5817-B		Approved by		Rev
EN ISO 10042-B		se-jorake		
General surface roughness, Ra		Approved Date		Drawing number
12,5		2014-04-11		
		Format		Information Drawing
		A3		
		Scale		S1015085
		1:2		

C	INSTALLATION INSTRUCTION WAS ASSEMBLY INSTRUCTION	2014-03-31	se-emikul
Rev	Type of revision	Date	Sign



Title  
COM SHEL T S  
ASSEMBLY KIT S/30  
Restricted due to  
Information Drawing

Drawing number  
S1015085



Rev  
C